

## Callisto

## DOWNLIGHT

## Product Code

MD48



## Technical Description

## The double header

- A distinctive twin-head design with a softer aesthetic and a unique oval trim design, suitable for retail and commercial applications
- Low-glare reflector with a range of beam angles (14°, 28°, 40° and 60°)
- Available in 40W, 56W and 72W versions
- Maximum tilt angle of 30°
- If you require a customised version of this product, please [contact us](#)

## Electrical Specifications

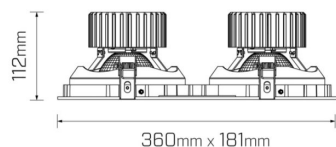
System Power	40W, 56W, 72W
Control Type	Non-Dimmable
System Efficacy (max.)	115lm/W

## Physical Characteristics

Installation Method	Adjustable Recessed
Trim Finish	White
Weight	2Kgs

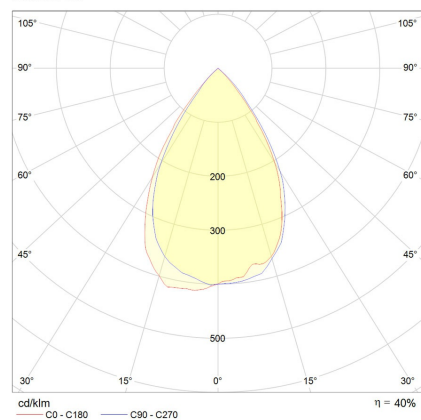
## Photometric Info

Luminaire Lumens	4600lm, 2400lm, 6000lm, 3200lm, 7500lm, 4000lm
CRI	CRI90
CCT	3000K, 3000K Vivid, 3500K, 4000K
Beam Angle	14°, 28°, 40°, 60°

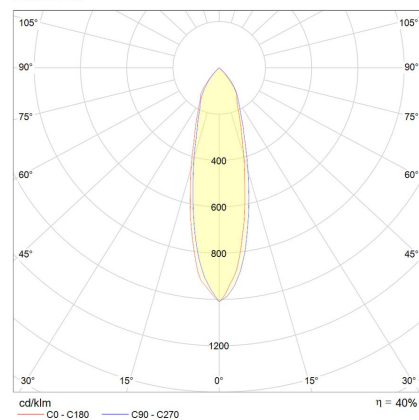


## Polar Distribution Diagrams

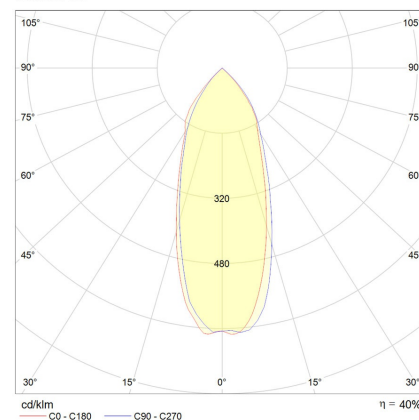
Callisto 60°



Callisto 28°



Callisto 36°



## Callisto

DOWNLIGHT

Callisto 14°

