

Venice Mini Surface Mounted

DOWNLIGHT

Product Code

MD04SM



Technical Description

Surface mounted superstar

- A surface mounted version of our popular [Venice Mini downlight](#), and part of the Mondolux Venice family
- Suitable for residential and architectural lighting applications, with an impressively low-glare reflector and flexible design
- Improved efficacy (up to 135lm/W at CRI90) and tight 2-step binning with our new Mondolux HE+ chip*
- Reduces the overall power consumption while meeting the new BCA regulations for retail applications*
- Available in standard, high-output HE+ and full-spectrum high-CRI ComfoLED versions
- If you require a customised version of this product, please [contact us](#)

*Applicable for HE+ version

Electrical Specifications

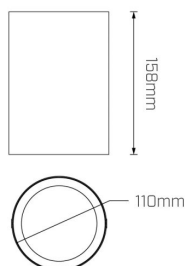
System Power	19W, 27W
Input Voltage	240V
Control Type	ON/OFF, 0-10V, Phase-Cut, DALI, Casambi
System Efficacy (max.)	135lm/W
Power Factor	>0.9

Physical Characteristics

Installation Method	Surface Mounted
Trim Finish	White, Black
IP Rating / IK Rating	IP20
Weight	0.9Kgs
Fitting Material	Aluminium

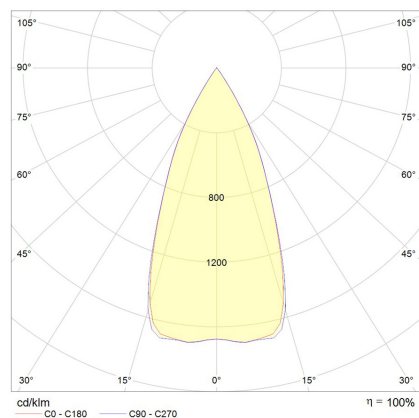
Photometric Info

Luminaire Lumens	1770lm, 2460lm, 2570lm, 3450lm
CRI	CRi90
CCT	3000K, 3000K HE+, 3000K Vivid, 3500K, 3500K HE+, 4000K, 4000K HE+
Beam Angle	14°, 20°, 42°
Lumen Maintenance	>65000hrs (L70B10)
MacAdam Step	3 Step

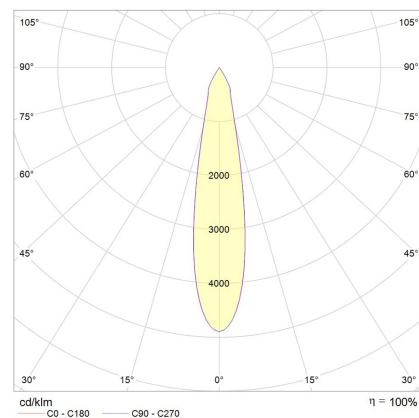


Polar Distribution Diagrams

Venice Mini Surface Mounted 42°



Venice Mini Surface Mounted 20°



Venice Mini Surface Mounted 14°

