

## Stirling Square

DOWNLIGHT

## Product Code

MD14



## Technical Description

The right light to the bright light..

- Comes with IP40 protection
- Fully adjustable facilitating strong points of focus
- Wattage options: 9.5W, 13.5W
- Beam angle options: 24°, 35°, 60°
- Phase-cut and DALI dimmable options available
- If you require a customised version of this product, please [contact us](#).

## Electrical Specifications

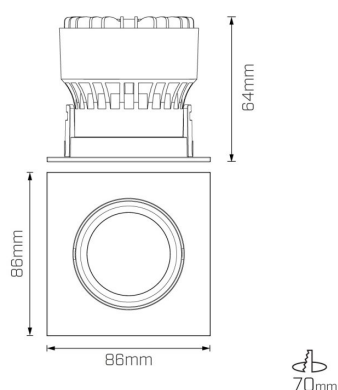
System Power	9.5W, 13.5W
Control Type	Non-Dimmable, Phase-Cut Dimmable, DALI Dimmable
System Efficacy (max.)	79lm/W

## Physical Characteristics

Installation Method	Adjustable Recessed
Trim Finish	White, Black
IP Rating / IK Rating	IP40

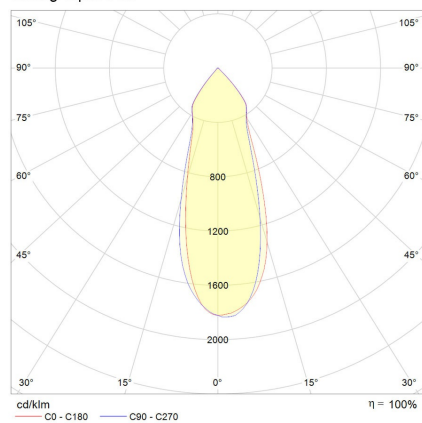
## Photometric Info

Luminaire Lumens	750lm, 950lm
CRI	CRI90
CCT	2700K, 3000K, 4000K
Beam Angle	24°, 35°, 60°

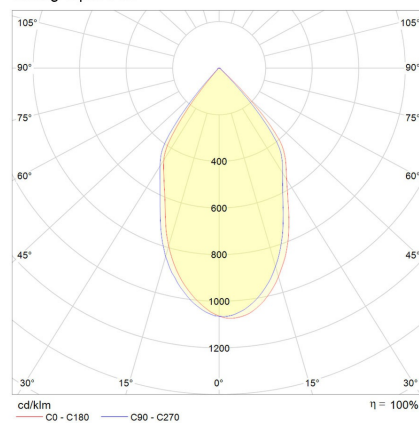


## Polar Distribution Diagrams

Stirling Square 36°



Stirling Square 59°



Stirling Square 24°

