

Albi Oval Pinhole

DOWNLIGHT

Product Code

MD33



Technical Description

Combining form, function and technology

- Part of the Mondulux Infinito downlight family, with our signature Cross-Beam Lens technology for excellent efficacy
- An elegant and minimalist deep recessed oval pinhole to minimise glare, suitable for residential, commercial and architectural lighting applications
- Configure with Honeycomb Louvre, Line Diffuser, Diamond Diffuser or Frosted Diffuser accessories to further minimise glare and improve visual comfort
- The Albi is available in Mini, Maxi, Fixed, Adjustable, Angular, Round Pinhole and Oval Pinhole versions
- *Electrical and Photometric data shown is for module and Individual lenses only
- If you require a customised version of this product, please [contact us](#)

Electrical Specifications

System Power	7W, 13W, 18W
Control Type	Wireless Dimmable (Casambi), Non-Dimmable, DALI Dimmable, Phase-Cut Dimmable
System Efficacy (max.)	106lm/W

Physical Characteristics

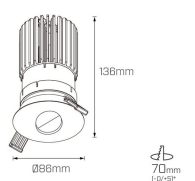
Installation Method	Adjustable Recessed
Trim Finish	White, Black

Photometric Info

Luminaire Lumens	1375lm, 675lm, 1830lm
CRI	CRI97+, CRI90
CCT	2700K, 3000K, 4000K, Dim To Warm
Beam Angle	15°, 30°, 50°

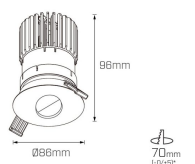


Albi Oval Pinhole 18W



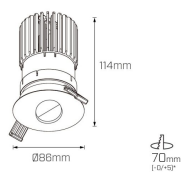
*allowed tolerance in mm

Albi Oval Pinhole 7W



*allowed tolerance in mm

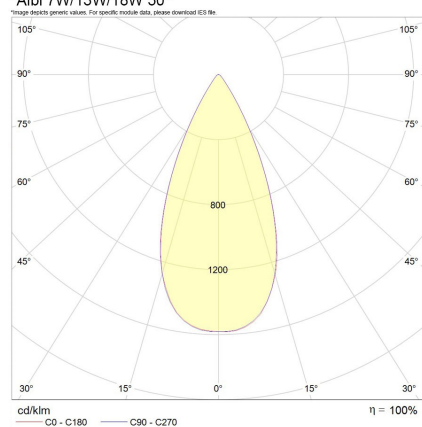
Albi Oval Pinhole 13W



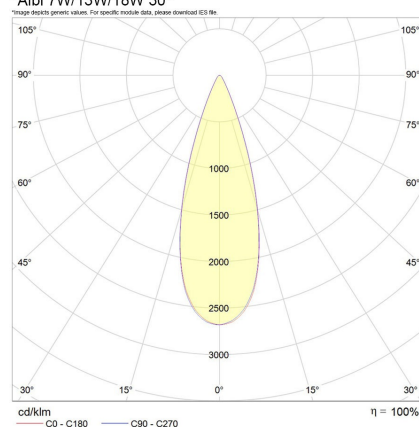
*allowed tolerance in mm

Polar Distribution Diagrams

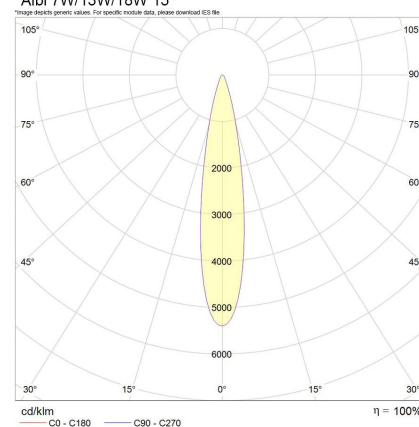
*Albi 7W/13W/18W 50°



*Albi 7W/13W/18W 30°



*Albi 7W/13W/18W 15°



Product Accessories

Without Accessory	Deep Baffle-Diamond
Deep Baffle-Frosted	Deep Baffle-IP44
Deep Baffle-Line	Diamond Diffuser
Frosted Diffuser	Honeycomb Louvre
IP44 Diffuser	Line Diffuser