

Pisa Nano Duo Fixed

DC LOW VOLTAGE



Product Code

MV32



Technical Description

A couple of cuties...

- Part of the Mondolux Pacto DC48V low-voltage range, with our signature Cross-Beam Lens technology for increased efficacy
- The twin-downlight member of the Pisa family, with in-track installation to reduce visual bulk and maintain clean lines
- Multiple beam angle options available of 15°, 24°, and 36°
- Modular 48V click-in system for flexibility and easy installation
- Also available in Tiny Duo, Tiny, Mini and Midi sizes
- Non-dimmable and PWM DALI control options (Casambi Wireless Control available upon request)
- If you require a customised version of this product, please [contact us](#).

Electrical Specifications

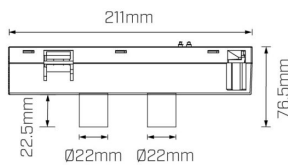
System Power	5W
Input Voltage	48V DC
Control Type	ON/OFF, DALI
System Efficacy (max.)	41lm/W

Physical Characteristics

Installation Method	DC-Track Recessed
Trim Finish	White, Black
IP Rating / IK Rating	IP20/IK05
Fitting Material	Aluminium

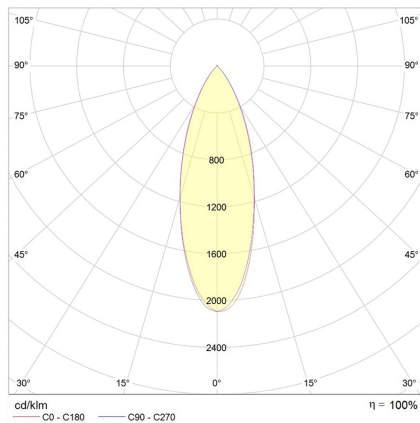
Photometric Info

Luminaire Lumens	206lm
CRI	CRI90
CCT	3000K, 4000K
Beam Angle	15°, 24°, 36°
Lumen Maintenance	> 54, 300hrs (L70 B10)
MacAdam Step	3 Step

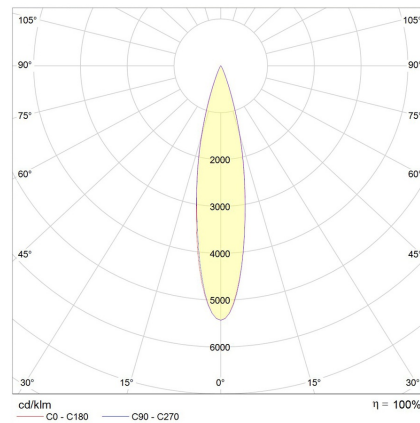


Polar Distribution Diagrams

Pisa Nano Duo 36°



Pisa Nano Duo 24°



Pisa Nano Duo 15°

