

Thomas Maxi HP

OUTDOOR

Product Code

MO34



Technical Description

Outdoor highlighting with style...

- Outdoor high performance spotlight designed for commercial outdoor use
- With a higher lumen output and power than Thomas Maxi, Thomas Maxi HP is suitable for higher lumen output demand projects
- Highly efficient, robust performance
- Exceptional IP66 and IK07 ratings with CRI90 as standard and a 5-year warranty*
- Cross beam Gen-2 lens
- UV stabilised matte finish in black (Marine grade powder coat available on request)
- Also available in Mini, Midi and Maxi versions with various mounting and glare control accessories
- 240V version available on special request
- Local stock availability
- If you require a customised version of this product, please [contact us](#)

*Please see Warranty Terms & Conditions for further information.

Electrical Specifications

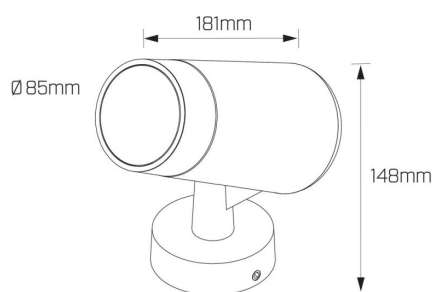
System Power	30W
Input Voltage	24V DC
Control Type	ON/OFF, DALI
System Efficacy (max.)	80lm/W

Photometric Info

Luminaire Lumens	2400lm
CRI	CRI90
CCT	3000K
Beam Angle	22°, 33°, 46°
Lumen Maintenance	>61, 200hrs (L70 B10)
MacAdam Step	3 Step

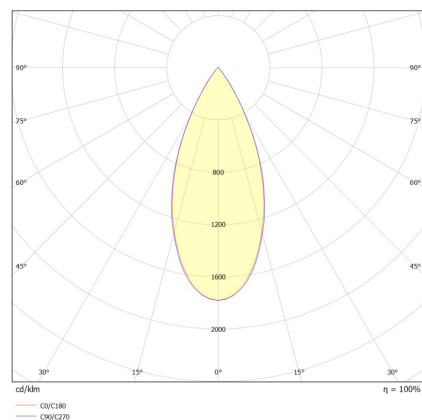
Physical Characteristics

Installation Method	Surface Mounted
Trim Finish	Black
IP Rating / IK Rating	IP66/ IK07
Weight	1.67Kgs
Maximum Tilt Angle	90°
Maximum Rotation Angle	170°
Fitting Material	Aluminium

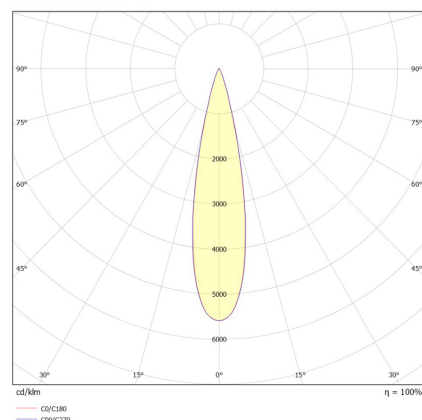


Polar Distribution Diagrams

Thomas Maxi HP 46°



Thomas Maxi HP 22°



Thomas Maxi HP 33°

